

AMUNDI FUNDS PIONEER STRATEGIC INCOME - A EUR

FACTSHEET

30/04/2020

BOND ■

Investment Objective

To seek provide a high level of current income over the recommended holding period.

The Sub-Fund invests at least 80% of its assets in bonds, including mortgage-related and asset-backed securities. These investments may be from anywhere in the world, including emerging markets, and may be denominated in any currency. The Sub-Fund may invest up to 70% of its assets in below-investment grade bonds, up to 20% in bonds rated below CCC by Standard & Poor's or considered to be of comparable quality by the Management Company, up to 30% in convertible securities and, on an ancillary basis, equities.

The Sub-Fund may hedge currency exposure back to either U.S. dollars or euro. The Sub-Fund may hold a position in any currency in connection with its investments, including as a means of managing currency exposure.

The Sub-Fund makes use of derivatives to reduce various risks, for efficient portfolio management and as a way to gain exposure (long or short) to various assets, markets or other investment opportunities (including derivatives which focus on credit, interest rates and foreign exchange). The Sub-Fund may use derivatives to gain exposure to loans up to a maximum of 20% of its assets.

The investment manager uses a combination of market analysis and analysis of individual bond issuers to identify those bonds that appear more creditworthy than their ratings indicate.

Meet the Team



Kenneth J. Taubes

Head of Investment Management US



Andrew Feltus

Director of High Yield and Bank Loans



Jonathan Scott

Portfolio manager

Risk & Reward Profile (SRRI)



Lower risk, potentially lower rewards

Higher risk, potentially higher rewards

The SRRI represents the risk and return profile as presented in the Key Investor Information Document (KIID). The lowest category does not imply that there is no risk. The SRRI is not guaranteed and may change over time

The risk level of this Sub-Fund mainly reflects the market risk arising from investments in international bonds.

Additional Risks

- Credit risk: represents the risks associated with an issuer's sudden downgrading of its signature's quality or its default.
- Liquidity risk: in case of low trading volume on financial markets, any buy or sell trade on these markets may lead to important market variations/fluctuations that may impact your portfolio valuation.
- Counterparty risk: represents the risk of default of a market participant to fulfil its contractual obligations vis-à-vis your portfolio.
- Operational risk: this is the risk of default or error within the different service providers involved in managing and valuing your portfolio.
- Emerging Markets risk : Some of the countries invested in may carry higher political, legal, economic and liquidity risks than investments in more developed countries.

Key Information (source : Amundi)

Net Asset Value (NAV) : 10.45 (EUR)

NAV and AUM as at : 30/04/2020

ISIN code : LU1883841022

Assets Under Management (AUM) : 2,921.20 (million EUR)

Sub-fund reference currency : EUR

Share-class reference currency : EUR

Benchmark : 100% BLOOMBERG BARCLAYS US UNIVERSAL

Morningstar Overall Rating © : 3 stars

Morningstar Category © : USD FLEXIBLE BOND

Number of funds in the category : 262

Rating date : 31/03/2020

Information

Fund structure : UCITS

Sub-fund launch date : 07/06/2019

Share-class inception date : 07/06/2019

Eligibility : -

Type of shares : Accumulation

Minimum first subscription / subsequent :

1 thousandth(s) of (a) share(s) / 1 thousandth(s) of (a) share(s)

Entry charge (maximum) : 4.50%

Ongoing charge : 1.75% (Estimated 01/07/2019)

Exit charge (maximum) : 0.00%

Minimum recommended investment period : 4 Years

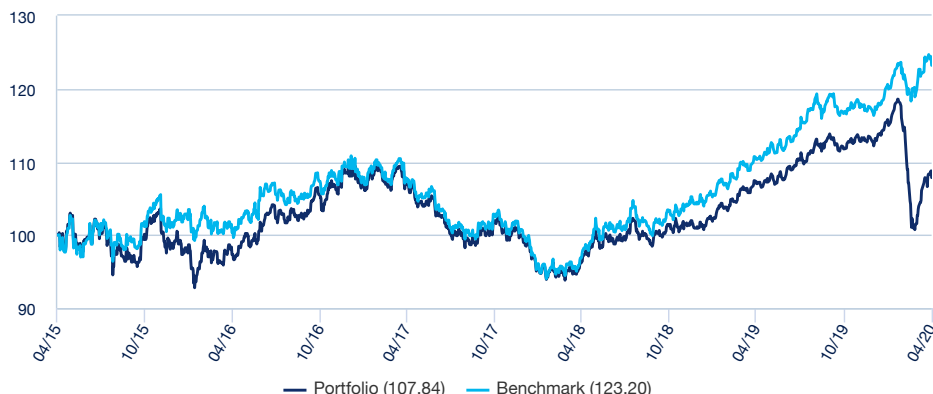
Performance fees : Yes

© 2019 Morningstar. All Rights Reserved. The information contained herein: (1) is proprietary to Morningstar and/or its content providers; (2) may not be copied or distributed; and (3) is not warranted to be accurate, complete or timely. Neither Morningstar nor its content providers are responsible for any damages or losses arising from any use of this information. Past performance is no guarantee of future results.

BOND

Returns

Performance evolution (rebased to 100) from 30/04/2015 to 30/04/2020*



Cumulative Returns *

Since	YTD	1 month	3 months	1 year	3 years	5 years	Since
	31/12/2019	31/03/2020	31/01/2020	30/04/2019	30/04/2017	30/04/2015	04/04/2003
Portfolio	-3.86%	5.03%	-6.19%	0.77%	0.87%	7.84%	109.00%
Benchmark	5.90%	2.18%	2.70%	11.68%	14.36%	23.20%	111.14%
Spread	-9.76%	2.84%	-8.90%	-10.91%	-13.49%	-15.35%	-2.14%

Calendar year performance *

	2019	2018	2017	2016	2015	2014	2013	2012	2011	2010
Portfolio	11.03%	2.09%	-8.40%	8.95%	8.59%	17.69%	-3.22%	8.67%	4.84%	18.82%
Benchmark	11.30%	4.78%	-8.57%	7.02%	11.87%	20.21%	-5.61%	3.91%	10.99%	14.61%
Spread	-0.27%	-2.69%	0.16%	1.93%	-3.28%	-2.52%	2.39%	4.76%	-6.15%	4.21%

Risk analysis (rolling)

	1 year	3 years	5 years
Portfolio volatility	9.79%	7.42%	8.42%
Benchmark volatility	6.65%	6.53%	7.60%

Volatility is a statistical indicator that measures an asset's variations around its average value. For example, market variations of +/- 1.5% per day correspond to a volatility of 25% per year.

Top 10 Holdings

	Portfolio
US TII 0.875% 2/47	2.02%
TII 1% 02/49	1.62%
TII 1% 02/48	1.38%
WFC 7.5% PERP	1.16%
CC IM CL OTC JPMUS ICEUS (USD)	0.93%
ABIBB 5.55% 01/49	0.92%
TBA FN 30F 4.0 MAY	0.75%
MBONO 8.5% 5/29	0.72%
JPM VAR PERP HH	0.61%
CTXS 3.3% 03/30	0.61%

Fund Statistics

	Portfolio	Benchmark
Modified duration ¹	3.77	5.60
Average Rating ²	BBB+	A+
Yield To Maturity	4.73%	1.96%
Number of Lines	920	17,978

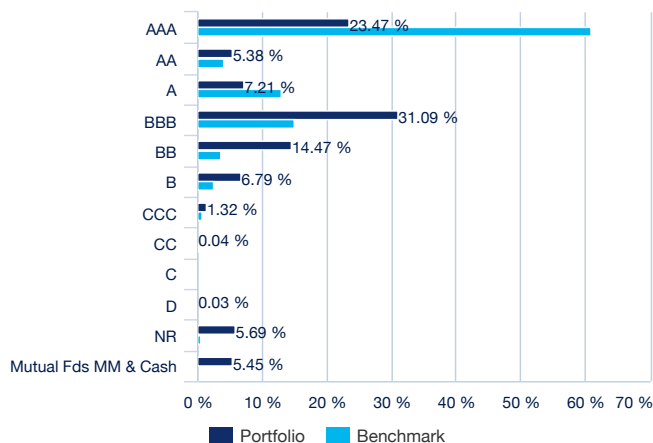
¹ Modified duration (in points) estimates a bond portfolio's percentage price change for 1% change in yield

² Median Rating calculated of the six agencies: Fitch, Moody's, Standard & Poor's, KBRA, DBRS and Morningstar.

* Source : Amundi. The above results pertain to full 12-month period per calendar year. All performances are calculated net income reinvested and net of all charges taken by the Sub-Fund and expressed with the round-off superior. Past performance is not a reliable indicator of future performance. The value of investments may vary upwards or downwards according to market conditions.

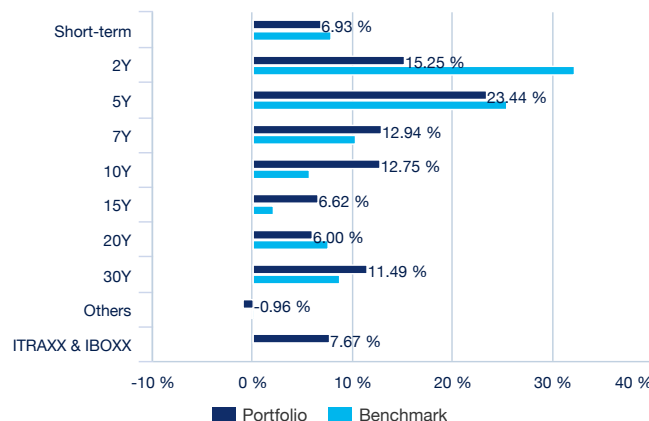
Portfolio breakdown by credit rating *

% of assets



Portfolio breakdown by maturity

Exposure Risk



* Median Rating calculated of the six agencies: Fitch, Moody's, Standard & Poor's, KBRA, DBRS and Morningstar.

The Itraxx (and IBoxx) are indices comprising credit risk swaps (CDS). The chart shows % of assets, including Credit Default Swaps, excluding cash. Maturity shall be understood as probable expiry of the credit risk as reflected by the market

BOND ■

Legal information

Amundi Funds is a UCITS organised as an open-ended investment company (société d'investissement à capital variable, "SICAV") under the laws of the Grand Duchy of Luxembourg, and is regulated by the Commission de Surveillance du Secteur Financier ("CSSF"). Number of registration RCS B68.806. AMUNDI FUNDS PIONEER STRATEGIC INCOME, which is a sub-fund of Amundi Funds, has been authorised for public marketing in Luxembourg by the Commission de Surveillance du Secteur Financier ("CSSF"). The issuer of this document is Amundi, 90 Boulevard Pasteur, 75730 Cedex 15 - France, registered in France under number GP 04000036, authorised and regulated by the Autorité des Marchés Financiers. This document is not a Prospectus. The offering of shares in Amundi Funds can only be made using the official Prospectus. The latest prospectus, the key investor information document ("KIID"), the articles of incorporation as well as the annual and semi-annual reports are available free of charge from the paying agent (CACEIS Bank Luxembourg S.A., 5 Allée Scheffer, L-2520 Luxembourg), and on our website www.amundi.com. The latest available prospectus, more specifically on risk factors, as well as the KIID should be consulted before considering any investment. The data source of this document is Amundi except otherwise mentioned. The date of these data is indicated under the mention MONTHLY REPORT at the top of the document except otherwise mentioned. Warnings: Please read the Prospectus carefully before you invest. Remember that the capital value and the income from investments may go down as well as up and that changes in rates of exchange between currencies may have a separate effect also causing the value of the investments to decrease or to increase. Past performance is not necessarily a guide to future performance. Investors may not get back the amount they originally invested. Investors should note that the securities and financial instruments contained herein may not be suitable for their investment objectives.