

Xtrackers MSCI Europe UCITS ETF 1D

a sub fund of Xtrackers

- Direct investment in European Equities
- Provides diversified exposure to large and mid-cap equities in developed market European countries, with 85% market representation

Fund information	
Fund name	Xtrackers MSCI Europe UCITS ETF
ISIN	LU1242369327
UCITS compliant	Yes
Share class currency	USD
Investment Methodology	Direct Replication
Portfolio Structure	Full Replication
Fund launch date	10 January 2007
Share class launch date	30 September 2015
All-in fee*	0.12% p.a.
Financial year end	31 December
Income treatment	Distribution
NAV per Share	USD 61.11 (28 February 2020)
Total Fund Assets	USD 3,336,850,731.51 (28 February 2020)

*Please see the glossary for more details of All-in fee

Historical Performance Figures as of 28 February 2020					
	2/16 - 2/17	2/17 - 2/18	2/18 - 2/19	2/19 - 2/20	Since ETF launch
Index	12.15%	20.54%	-5.46%	-0.64%	19.40%
Share Class	12.23%	20.63%	-5.31%	-0.39%	19.97%

Source: DWS, Index Provider; as of 28 February 2020

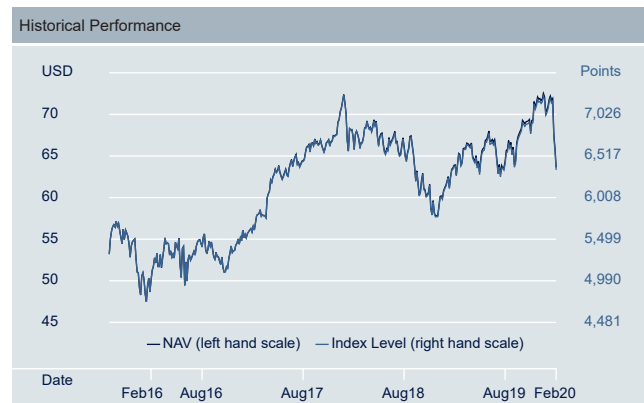
ETF performance calculation including reinvested dividends.

Past performance is not a reliable indicator of future results.

ETF performance calculation includes reinvested dividends. Index performance calculated on a total return basis.

Key Risks

- The Fund is not guaranteed and your investment is at risk. The value of your investment may go down as well as up.
- The value of an investment in shares will depend on a number of factors including, but not limited to, market and economic conditions, sector, geographical region and political events.
- The Fund is exposed to market movements in a single country or region which may be adversely affected by political or economic developments, government action or natural events that do not affect a fund investing in broader markets.



Source: DWS, Index Provider; as of 28 February 2020

Past performance is not a reliable indicator of future results. Whenever NAV and index levels exactly match the NAV line only will show.

ETF performance calculation includes reinvested dividends.

MSCI Total Return Net Europe Index

The MSCI Europe index aims to reflect the performance of the following market:

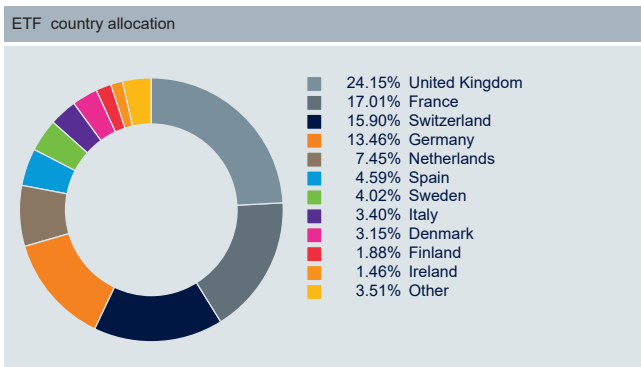
- Large and mid-cap companies from developed European markets
- Covers approximately 85% of free-float market capitalisation
- Weighted by free-float adjusted market capitalisation
- Reviewed on a quarterly basis

Additional information on the index, selection and weighting methodology is available at www.msci.com

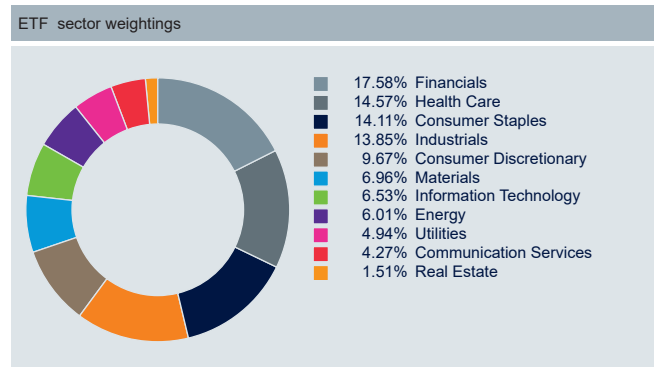
Listing and trading information							
Exchange	NSIN	Exchange Code (local)	Trading Currency	Trading Hours (Local Time)	Settlement	Bloomberg Ticker	Reuters RIC
Xetra	DBX0P1	XIEE	EUR	09:00 - 17:30	t+2	XIEE GY	XIEE.DE
SIX Swiss Exchange	29660898	XIEE	EUR	09:00 - 17:30	t+2	XIEE SW	XIEE.S

Index information	
Index Provider	MSCI Inc.
Index Type	Total Return Net
Number of Index constituents	438
Countries in Index	18
Dividend Yield	3.76%
PE Ratio	16.06
Index Reuters RIC	.dMIEU00000NUS
Index Bloomberg ticker	NDDUE15
Index Base Currency	USD

Source: Index Provider; as of 28 February 2020



Source: DWS; as of 28 February 2020



Source: DWS; as of 28 February 2020

Top 10 ETF constituents

NESTLE SA ORD	3.67%
ROCHE ORD	2.71%
NOVARTIS ORD	2.18%
HSBC HOLDINGS ORD	1.63%
SAP SE ORD	1.46%
ASML HOLDING ORD	1.40%
ASTRAZENECA ORD	1.38%
LVMH MOET HENNESSY LOUIS VUITT	1.37%
Sanofi-Aventis SA	1.26%
NOVO-NORDISK ORD	1.24%

Source: DWS; as of 28 February 2020

Registrations for public distribution

Austria	Ireland	Spain
Belgium	Italy	Sweden
Finland	Luxembourg	Switzerland
France	Netherlands	United Kingdom
Germany	Norway	

Further information on Xtrackers ETFs

DWS	Hotline: +44 (0)20 7547 1747
Mainzer Landstrasse 11-17	Website: www.Xtrackers.com
60329 Frankfurt am Main	E-Mail: Xtrackers@dws.com
Hotline: +49 69 910 30549	
Fax: +49 69 910 41276	

Glossary

Please find the Glossary of terms at etf.dws.com

Key Risk Factors

Investments in funds involve numerous risks including, among others, general market risks, credit risks, foreign exchange risks, interest rate risks and liquidity risks. As such, the value of an investment in an Xtrackers ETF may go down as well as up and can result in losses, up and including a total loss of the amount initially invested.

Movements in exchange rates can impact the value of your investment. If the currency of your country of residence is different from the currency in which the underlying investments of the fund are made, the value of your investment may increase or decrease subject to movements in exchange rates.

Disclaimer

This document is intended for information purposes only and does not create any legally binding obligations on the part of DWS Group GmbH & Co. KGaA and/ or its affiliates (DWS). This document has been prepared without consideration of the investment needs, objectives or financial circumstances of any investor. Without limitation, this document does not constitute an offer, an invitation to offer or a recommendation to enter into any transaction. Before making an investment decision, investors need to consider, with or without the assistance of an investment adviser, whether the investments and strategies described or provided by DWS are appropriate in light of their particular investment needs, objectives and financial circumstances. Information in this document has been obtained or derived from sources believed to be reliable and current. However, accuracy or completeness of the sources cannot be guaranteed. Xtrackers is an undertaking for collective investment in transferable securities (UCITS) in accordance with the applicable laws and regulations and set up as open-ended investment company with variable capital and segregated liability amongst its respective compartments. Xtrackers is incorporated in the Grand Duchy of Luxembourg, is registered with the Luxembourg Trade and Companies' Register under number B-119.899 and has its registered office at 49, avenue J.F. Kennedy, L-1855 Luxembourg. DWS Investment S.A. acts as the management company of Xtrackers.

Any investment decision in relation to a fund should be based solely on the latest version of the prospectus, the audited annual and, if more recent, un-audited semi-annual reports and the Key Investor Information Document (KIID), all of which are available in English upon request to DWS Investment S.A., 2, Boulevard Konrad Adenauer, L-1115 Luxembourg or on www.Xtrackers.com. PAST PERFORMANCE IS NO GUARANTEE OF FUTURE RESULTS.

© DWS Investments UK Limited, 2020. All information as of 28 February 2020 unless otherwise stated.

Index Disclaimer

The funds or securities referred to herein are not sponsored, endorsed, or promoted by MSCI, and MSCI bears no liability with respect to any such funds or securities or any index on which such funds or securities are based. The Prospectus of Xtrackers MSCI Europe UCITS ETF contains a more detailed description of the limited relationship MSCI has with Xtrackers and any related funds.